

## Tameshigeri (cutting) competition Rules

Novice-kyu / Shodan and Nidan / Sandan and above

- A competitor must enter their rank division
- The target will be a single rolled tatami soaked in water
- Two competitors will cut against each other. One completes the cuts on the tatami then the other. Each competitor will perform a series of cuts on 1-3 targets per round as needed. The sequence of cuts may be started from left or right
- Depending on the amount of competitors, In the final round of competition free form cuts are performed if needed. They can be any series of cuts the competitor wishes to make, if multiple targets are used the competitor may vary their spacing and arrangement.

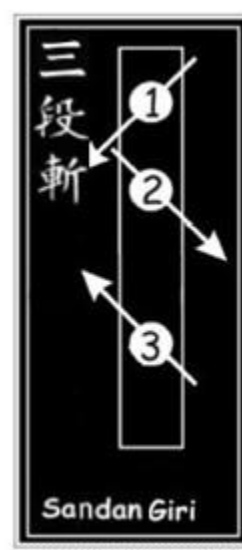
### Novice/Kyu Tameshigeri

Division for students with experience only with nidan and sandan cutting. Not for students who can cut yondan giri (4 cuts with horizontal cut (Suihei)) or higher.

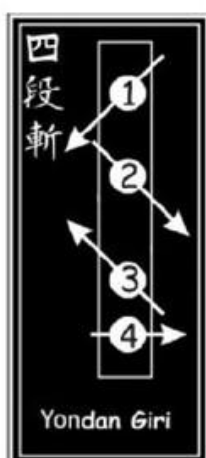
Round 1



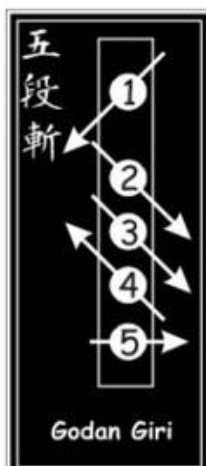
Finals




## Shodan and Nidan Tameshigeri



Round 1

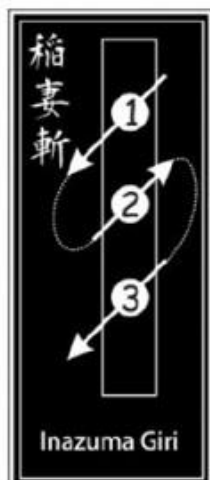
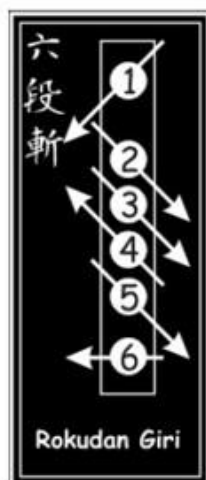


Round 2

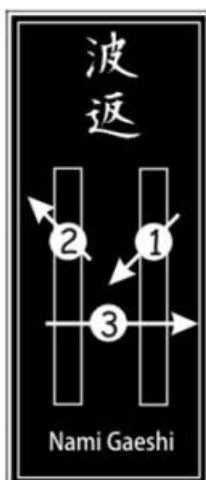


Finals



## Sandan and up Tameshigeri



Round 1



Round 2



Finals

\***Inazuma giri**- this is a fast sequence of cuts with no pauses between them. All cuts must be completed within one second.

\* **Nami Gashi**- The sequence is done with two targets side by side. The first cut must stop before impacting the second target. The second cut is made without removing the katana from between the targets. The first two cuts and Suihei should be at the same level.